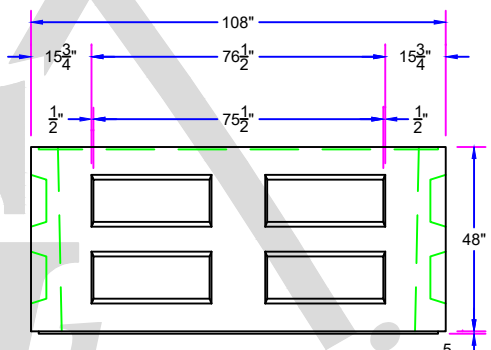
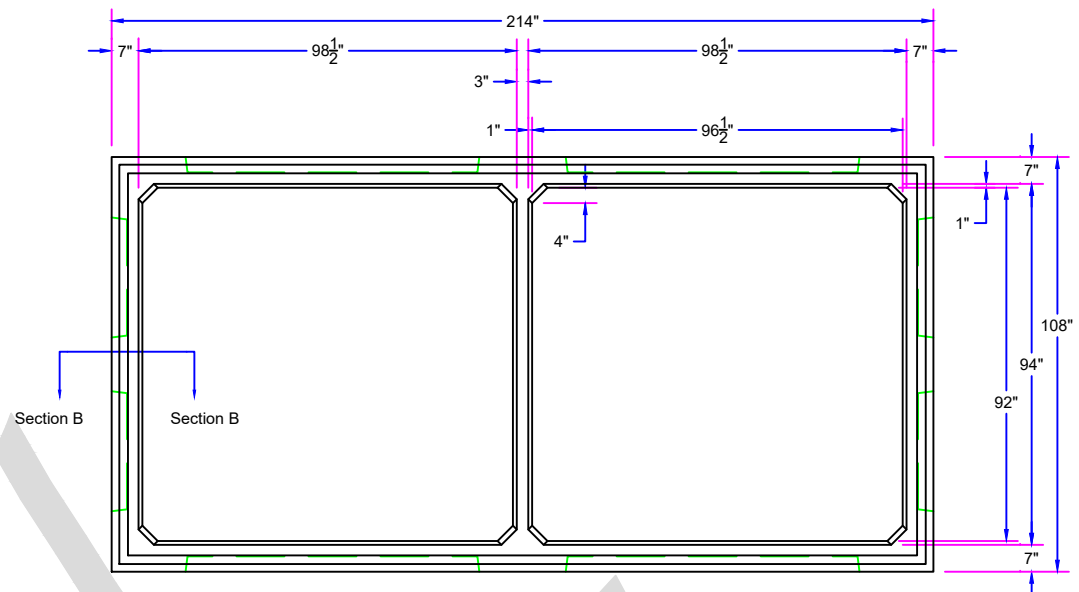


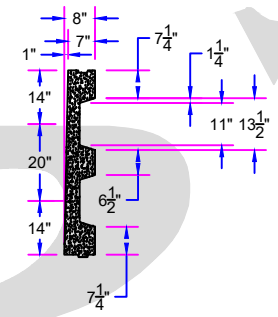
Top View



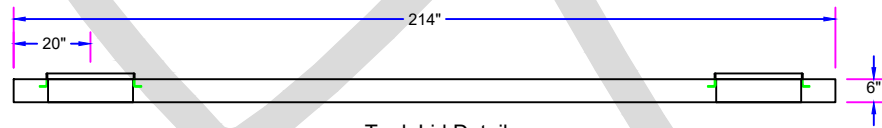
Tank Body Side Elevation Detail



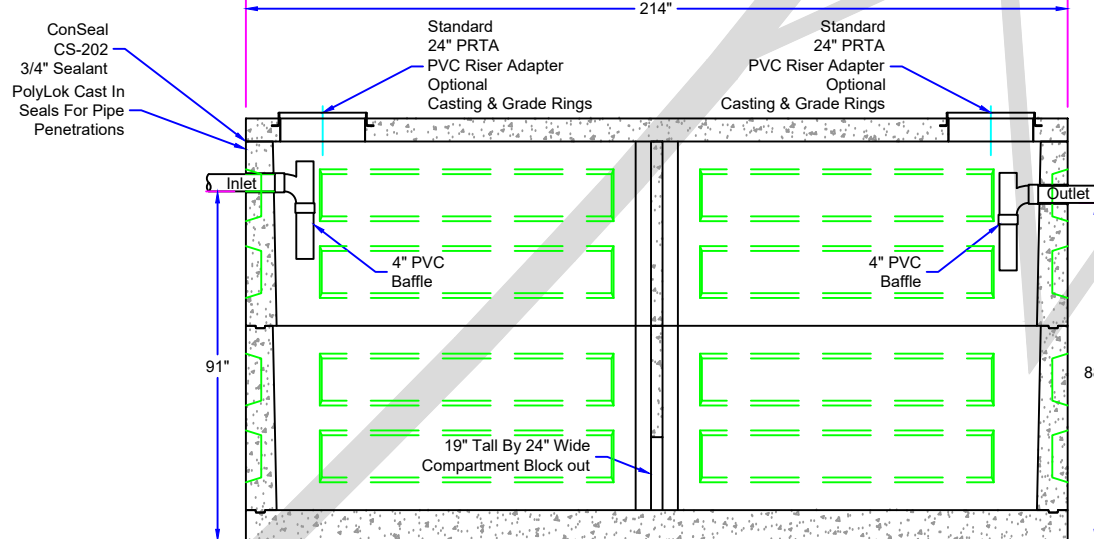
Tank Body Plan View Detail



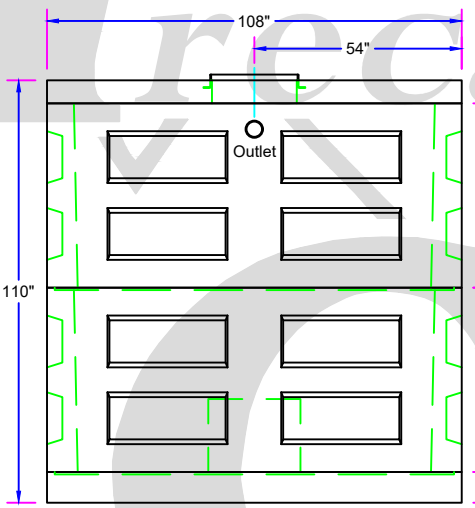
Section B



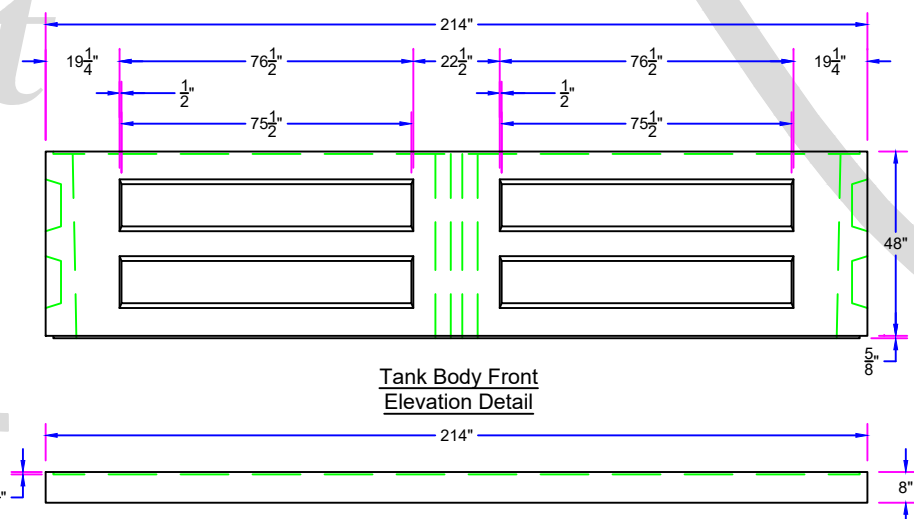
Tank Lid Detail



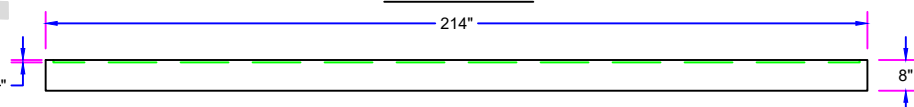
Section A



Right Side View



Tank Body Front Elevation Detail



Tank Base Detail

- Notes:
1. 15% Air Space Maintained In Tank
  2. Capacity 6259 Gallons With 15% Air Space
  3. Tank Gallons Per Inch Is 78.24 Gallons & 938.86 Gallons Per Foot
  4. Steel Reinforcement Drawings Available Upon Request
  5. Large Volume Capacities Possible By Adding Another Tank Body Section.
  6. 4000 PSI Concrete Mix Design
  7. Castings & Grade Rings Or PVC Risers Available

Approx. Weight With Standard Lid = **11,900 Lbs.**  
 Approx. Weight With Tank Body = **18,340 Lbs.**  
 Approx. Weight With Tank Base = **15,850 Lbs.**

Glacier  
Precast  
Concrete, Inc.



175 Alder Drive  
Kalispell, MT. 59901  
(406) 752-7163  
www.glacierprecast.com  
Or Visit Us On Facebook

AMENDMENTS:			
REV:	DESCRIPTION:	BY:	DATE:

SITE:	Glacier Precast Concrete
TITLE:	6000 Gallon Septic Tank

DRAWING NO.	PROJECT NO.	DATE.
1:50	JRC	01/20/17
SCALE AT A4.	CHECKED.	REVISION.
		2/21/2017