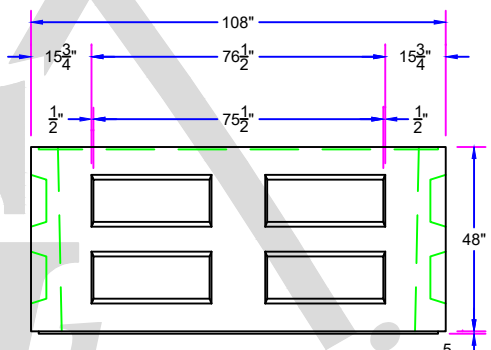
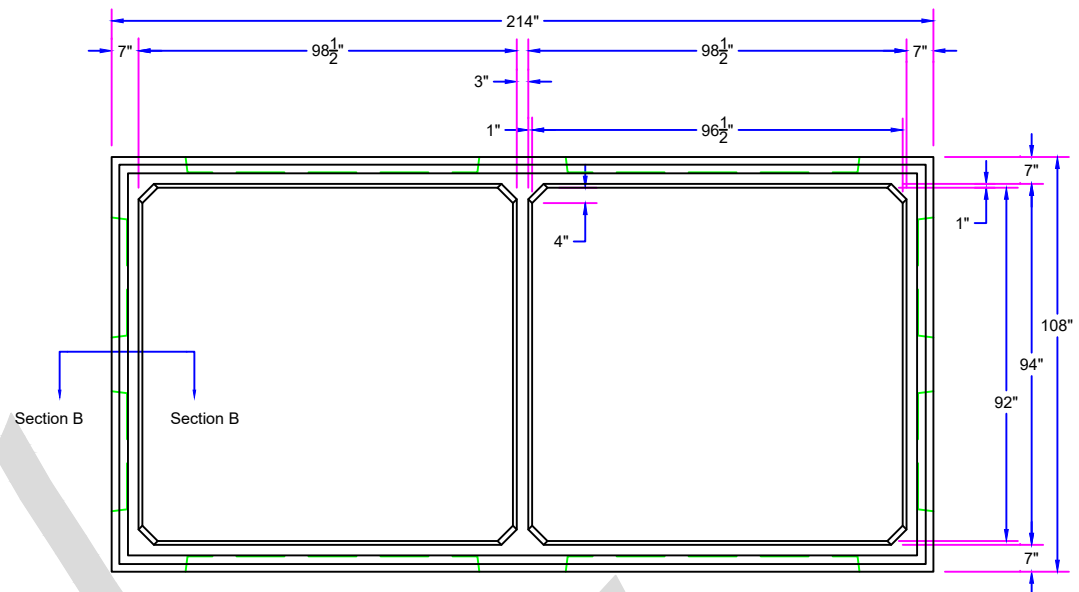


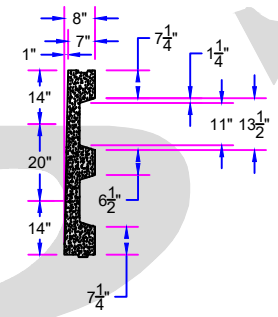
Top View



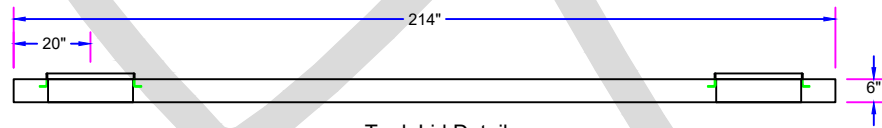
Tank Body Side Elevation Detail



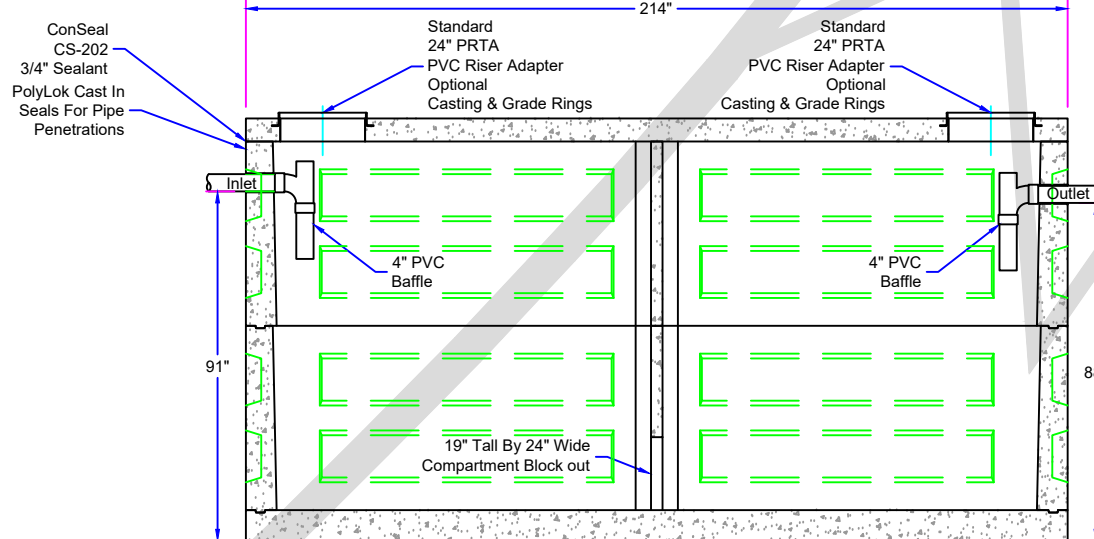
Tank Body Plan View Detail



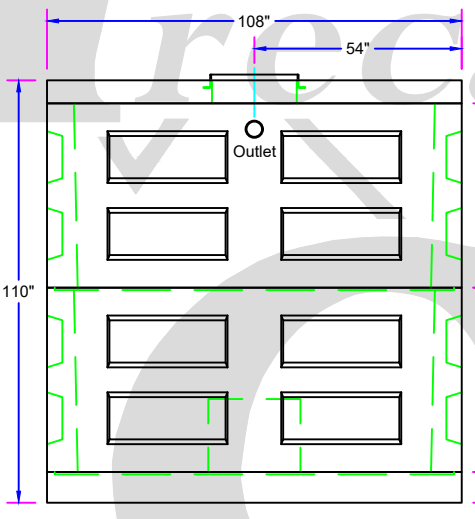
Section B



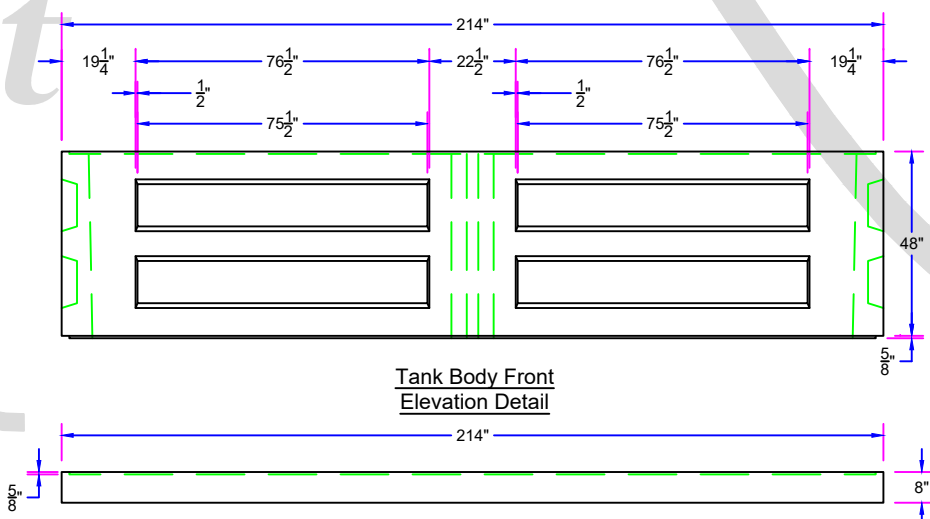
Tank Lid Detail



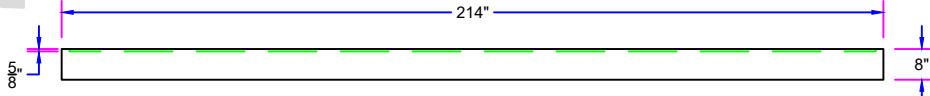
Section A



Right Side View



Tank Body Front Elevation Detail



Tank Base Detail

- Notes:
1. 15% Air Space Maintained In Tank
 2. Capacity 6259 Gallons With 15% Air Space
 3. Tank Gallons Per Inch Is 78.24 Gallons & 938.86 Gallons Per Foot
 4. Steel Reinforcement Drawings Available Upon Request
 5. Large Volume Capacities Possible By Adding Another Tank Body Section.
 6. 4000 PSI Concrete Mix Design
 7. Castings & Grade Rings Or PVC Risers Available

Approx. Weight With Standard Lid = **11,900 Lbs.**
 Approx. Weight With Tank Body = **18,340 Lbs.**
 Approx. Weight With Tank Base = **15,850 Lbs.**

Glacier
Precast
Concrete



175 Alder Drive
Kalispell, MT. 59901
(406) 752-7163
www.glacierprecast.com
Or Visit Us On Facebook

AMENDMENTS:			
REV.	DESCRIPTION:	BY:	DATE:

SITE:	Glacier Precast Concrete
TITLE:	6000 Gallon Septic Tank

DRAWING NO.	PROJECT NO.	DATE.
1:50	JRC	01/20/17
SCALE AT A4.	CHECKED.	REVISION.
		3/8/24