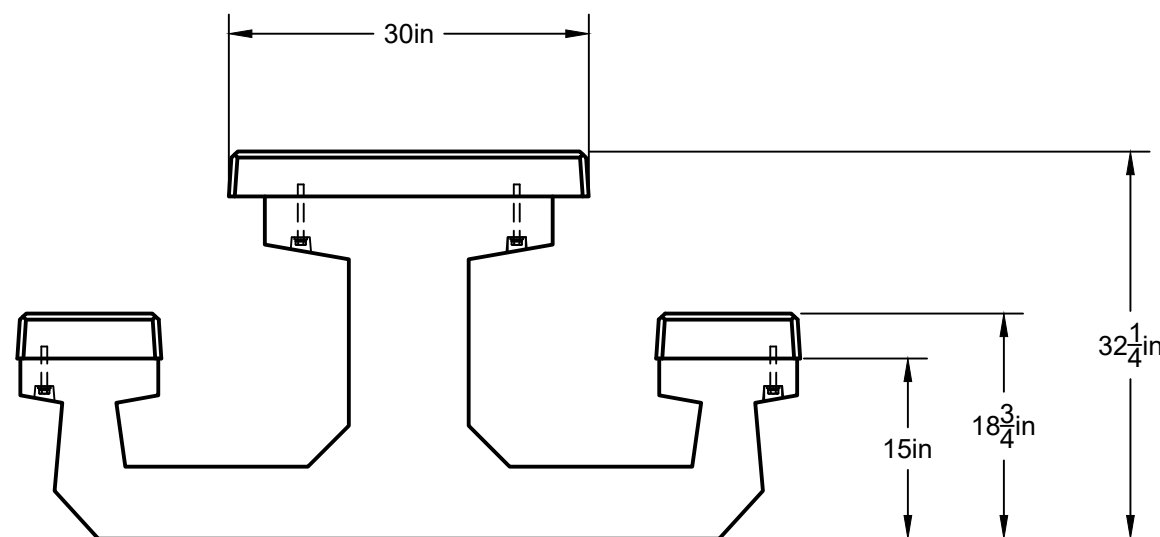
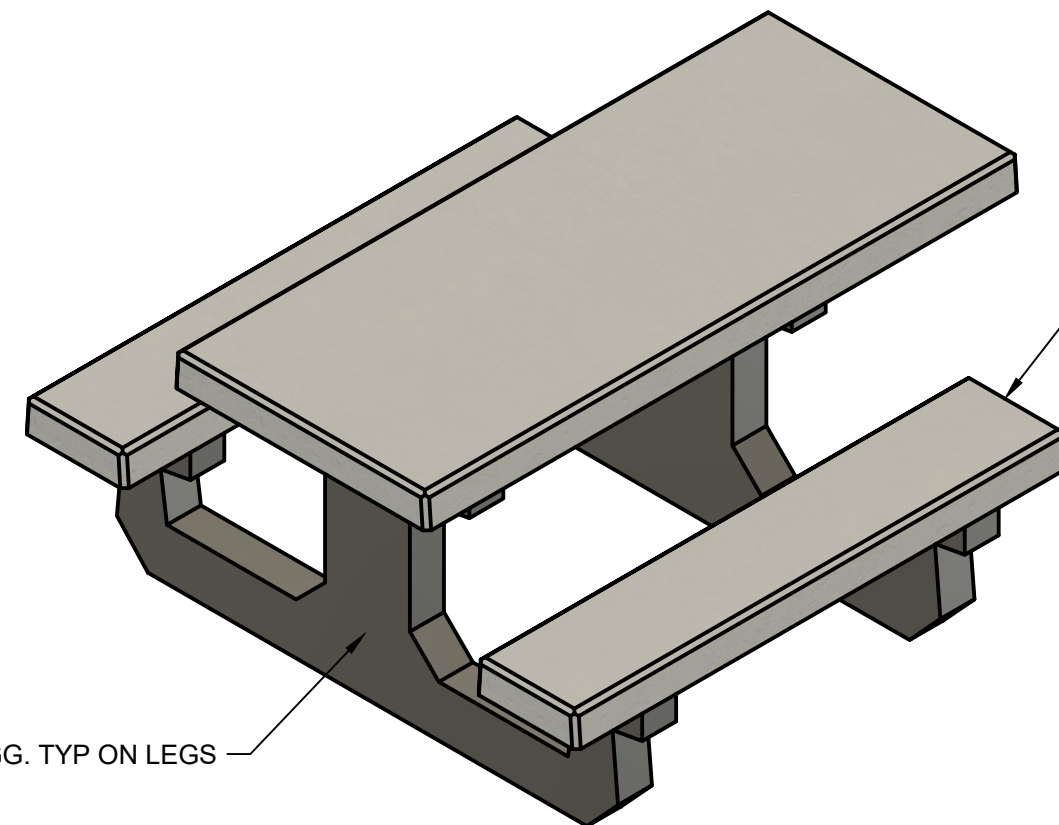


PLAN VIEW



ELEV. VIEW



GREY SMOOTH, TYP.
OTHER COLORS
AVAILABLE

EXPOSED AGG. TYP ON LEGS

REBAR NOTES:


in table top #4 bar 7 in O.C both directions
Use ferrule loops suspended to place into legs

in benches - #4 bar 2 down length and every 6 in cross direction

In Legs #3 bar around entire outer

Use roughly 2 inch cover

Architectural finish so use stinger to ensure good flow



COMPANY: GLACIER PRECAST CONCRETE.
TITLE: PICNIC TABLE ADA
DRAWN BY: BP

CUSTOMER: Glacier Precast Concrete
PROJECT NAME:
DATE: 12/13/2021

SCALE: 1:30

CY:

WEIGHT: ~1400 lbs

MIX: USFS 4500

SHEET: 1/2

